



IT'S ALRIGHT TO BE BRIGHT!

9TH MAY 2008

**INFORMATION &
RESOURCE PACK**

Get Involved
and help NAGC
support Gifted and
Talented Children



Supporting all our brightest children and their families



WHO WE ARE

NAGC is a national charity which supports families with gifted and talented children. We also provide support and advice for schools, professionals and educationalists around the country.

Our Mission


To advise on...
To support...
To provide for...

the needs of high ability children and young people and their families



NAGC is a membership charity that provides:

- an information and advice service for children and young people, parents and organisations working with these groups
- regular Explorer Activity Clubs around the country
- research and other publications on gifted and talented issues
- regular magazines for both children and adults
- access to our membership services and benefits including an interactive website
- a Parent-School Partnership Service which supports parents and schools to find a positive outcome for the child in their care



Hi,

Thank you for taking time to read this booklet about the NAGC campaign "**It's Alright To Be Bright!**" We want every child to feel it is alright to be bright; to celebrate their gifts and talents whether they are academic, sporting or artistic.

It's Alright To Be Bright is our national campaign to raise awareness of gifted and talented children and have some fun at the same time. We are encouraging all schools to allow their pupils to wear bright clothes instead of uniform for the day and give a donation to help NAGC's important work in supporting our brightest children.

This pack contains everything you need to run a successful day including a letter for parents, form for sending in donations, background information on NAGC and lots of ideas for you to try and enjoy your awareness day in your school, club or organisation. We hope you will have fun taking part in this campaign. I look forward to hearing about your successes and seeing your colourful photographs from the day!

Be Bright!

Zana Bayley,
NAGC Children's Activities Coordinator

WHAT ARE GIFTED CHILDREN LIKE?

A gifted child may be one that:

- could read from an early age
- has a very retentive memory
- is sensitive to world issues
- has a wide vocabulary and talked early
- is extremely curious and can concentrate for long periods on subjects of interest
- has a wide general knowledge and interest in the world
- asks lots of questions and learns more quickly than others
- enjoys problem-solving, often missing out the intermediate stages in an argument and making original connections
- has an unusual and vivid imagination
- shows strong feelings and opinions and has an odd sense of humour
- sets high standards and is a perfectionist
- loses interest when asked to do more of the same

NAGC does not set criteria for assessing if a child is gifted as each child is different, can be gifted in different ways, and have different strengths and weaknesses.

Some children are dual exceptional; having another condition which can mask or hinder their giftedness such as dyslexia, aspergers or hearing impairment. For these children and their families it is often much harder to get support to meet both their needs, so NAGC helps with advice on all conditions.

NAGC is a national charity which supports families with gifted children. We also provide support and advice for schools, professionals and educationalists around the country.

THE IDEA...

...behind It's Alright To Be Bright

Why a national awareness day?

Gifted and Talented children have long been overlooked in education, but through 40 years of dedicated lobbying by NAGC, in recent years it has started to be recognised and addressed in schools. As a country we still have a lot more to do though to meet the needs of these children educationally, socially and emotionally. The other issue is the stigma attached to being bright. Still in schools it isn't seen as cool to be clever; this campaign is trying to reverse that thinking, being positive about our gifts, talents and achievements.

Why the whole school?

Whilst the government defines gifted and talented children as the top 10% of the school population, it is important to celebrate everyone's gifts - we are all good at something! Also, for those brighter pupils it is important for them to be within a community which understands who they are, supports their gifts and talents, including not just their teachers but also their peers.

This campaign is supported by DCSF, CfBT, Select Education and Oxford Brookes University.



Why fundraise?

NAGC is a charity and relies on donations and fundraising to support its work in lobbying government to change legislation to help these children reach their true potential. The advice and support offered to families and schools also costs money and without your donations we can not continue to meet this growing demand.

Do these children need help?

Yes! Unfortunately the needs of gifted and talented children are not commonly known. This is why it is often hard for organisations like NAGC to get funding, and why it has taken so long for education policies to change to address those needs. For more information on the uniqueness of being gifted, visit our website www.nagebritain.org.uk.

BRIGHT CLOTHES

Make a scarf

Making a scarf is so easy! And you can make it as colourful as you want.

All you need is:

Some knitting needles (5mm or No8 is a good size)
Lots of 4ply wool (different colours all the same thickness)

Cast on 50 stitches and then just knit lots and lots of rows until it is the required length!

To make a stripy scarf you can change the colour every 10 rows. Or for a long stripe in the middle, knit 15 stitches in one colour, then 20 in the contrasting colour and then 15 in the first colour again for each row.

Think about other colourful designs you can knit! Draw a plan to help you remember when to change colours to get the pattern you want.

If you already know how to knit well, you could use your skills to change the pattern by adding cabling or other advanced techniques to your scarf.

You could knit one for a friend in their favourite colours, or with a love heart design for your mum. Remember if you use different size needles, or different wool thickness the amount of stitches needed will change.

Decorate a T shirt/Jeans

A plain T-shirt or pair of jeans can be transformed into bright designer clothing easily with your imagination and some fabric pens!

Think of a cool design you would like and get scribbling. Maybe you could draw your favourite animal or paw prints to show you love wildlife,

or a football pattern to show how sporty you are. Maybe you could cover your shirt with music notes or different instruments to reflect your musical ability. Be brave and create your own unique T-shirt or jeans to wear with pride. Be even brighter by adding sequins or rhinestones!



Make a hat

Hats are great fun and you can decorate them as much as you want! Look at some of the fantastic hats worn in carnivals around the world for inspiration and ideas. You could start with a plain hat or cap you already own, or you could make a basic hat from a large sheet of paper.

Use whatever resources you have to decorate your hat. Maybe you have bright coloured paints, pens, feathers, stickers, materials, sequins?

Be adventurous and creative and have a school hat parade to show off your designs...



Make a bright badge

Badges are great fun to design and make and they can be as bright and funky as you want!

To make badges all you need to do is cut out some strong cardboard in the shape you want (most badges are circles, but it can be any shape!) create your cool design and then

affix a safety pin on the back so you can wear it! Why not make a series of badges for your friends? Think of some fun designs to use on your school bag, coat, PE kit etc. Use stickers, sequins and glitter to make them sparkly, or try to make 3D badges by using modelling dough or toys.



BRIGHT THINKING

Celebrate with a Bright Board!

It is important to be aware of everyone's gifts, talents and achievements, so why not arrange for a noticeboard in school to be decorated and used to post up messages when pupils achieve something? It could be achieving a karate belt, winning a competition, being on time all term- anything at all which shows that we are all bright at something. You could even put one in every classroom! Ask every child to think what they are good at and post up a note.



Set a school challenge

Challenging pupils can really make them think and develop their critical and analytical skills. Look at these ideas and see if your class can rise to the challenge!

Challenge 1: Do you like your school uniform? Design a new uniform which you think all the pupils will want to wear! Take a class or whole school vote to see if they agree.

Challenge 2: Does your school recycle? Devise an action plan to improve how much paper, cardboard, plastic and glass is recycled. Maybe you could think of strategies to reduce the amount of paper that is used. Keep a record of your achievements!

Maybe you can think of other ideas which are more suited to your school.

Make a Quiz

Making your own quiz is great fun as then you can tailor it to the abilities and knowledge of the competitors. How about every teacher writing 10 questions on their favourite subject, or each class writing a section for

a whole school quiz? Maybe the questions could be used to arrange a teacher version of 15-1 TV quiz show. Varying the styles of questions to include non-verbal and visual will make the quiz more fun and challenging.

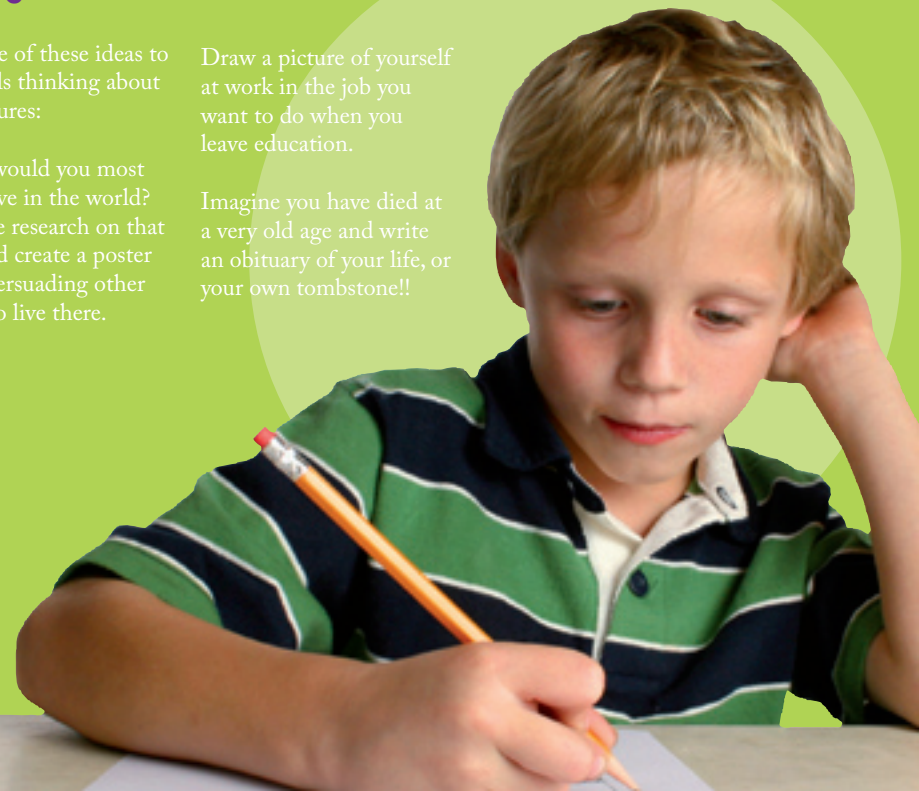
Planning the Future

Try some of these ideas to get pupils thinking about their futures:

Where would you most like to live in the world? Do some research on that place and create a poster advert persuading other people to live there.

Draw a picture of yourself at work in the job you want to do when you leave education.

Imagine you have died at a very old age and write an obituary of your life, or your own tombstone!!



BRIGHT SCHOOLS

Bright and crazy chemicals

You know there are glow in the dark chemicals like phosphorous and neon, so this fun experiment will let you create glow jars! All you need is a jar of water and a highlighter pen. Open up the pen and remove the ink cartridge and place this in the jar. Give it a good mix to allow the ink to infuse the water, then remove and throw away.

The water should now be a cool bright colour! Try using a backlight or torch to make it glow. Why not use a whole series of different pen colours to make a fantastic set of jars? If you do not have access to highlighters, then use some fluorescent poster paint diluted in the water instead- it works just as well!



Star Study

The bright stars we see most nights are fascinating! Why not try learning more about them to help you recognise what you are looking at.

Some stars are actually planets. See if you can find out which ones are visible to you where you live. It might be you have to wait until certain times of year to see them.

What star sign are you? See if you can find out where your constellation is!

The moon isn't always completely visible, do you know why? Can you make a model to explain the "moon cycle" to other pupils?



Bright Sparks

Electricity helps us to keep bright in our homes and on our roads. So why not have a go at these fun activities to further explore electricity?!

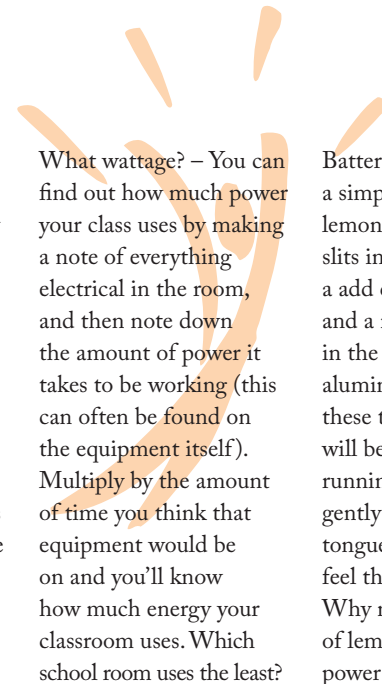
Static Balloon Race – we all know that rubbing a balloon on our clothes or hair produces lots of static electricity (it makes your hair stand up!) Once charged the balloon will "stick" to a wall. Have a race to see whose balloon stays up the longest!

Make a Bright Pizza

Everyone loves pizza, so why not have fun creating your own bright and colourful pizza?!

You can either buy a basic cheese and tomato pizza, or a plain base and add your own tomato puree and grated cheese.

Then the fun starts as you decide which colourful



What wattage? – You can find out how much power your class uses by making a note of everything electrical in the room, and then note down the amount of power it takes to be working (this can often be found on the equipment itself). Multiply by the amount of time you think that equipment would be on and you'll know how much energy your classroom uses. Which school room uses the least?

Battery power – make a simple battery using a lemon! Just cut two small slits into the lemon and add a copper coin in one and a nail or paperclip in the other (these are aluminium). Connect these terminals and there will be a small current running through. Try gently touching your tongue on both metals to feel the electrical tingle! Why not connect a series of lemons and try and power an LED bulb?

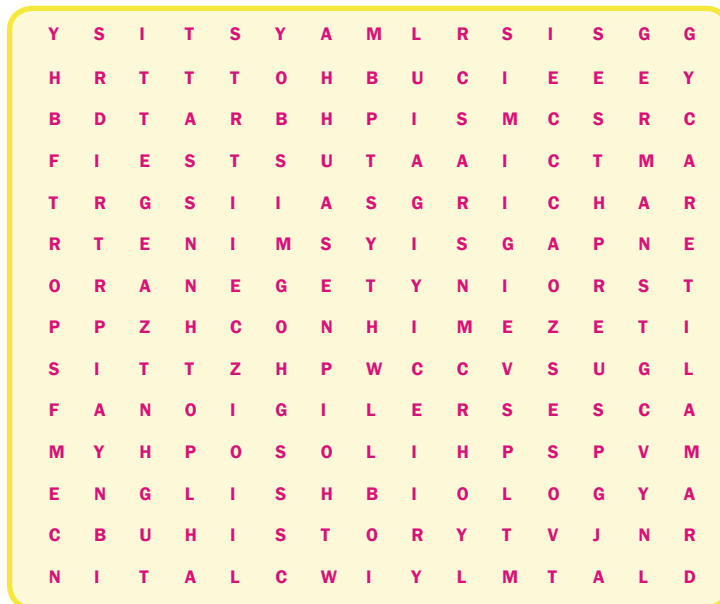
ingredients to add! Bright green peppers, yellow sweetcorn, red pepperoni, black olives, green spinach, pink prawns, white chicken, yellow pineapple... you can put anything on that you like!

Why not try and add your toppings to create a fun design, like a face or flag or pattern?



BRIGHT COMPETITION

- How many words can you make from the letters **BRIGHT**
- Can you complete this wordsearch?

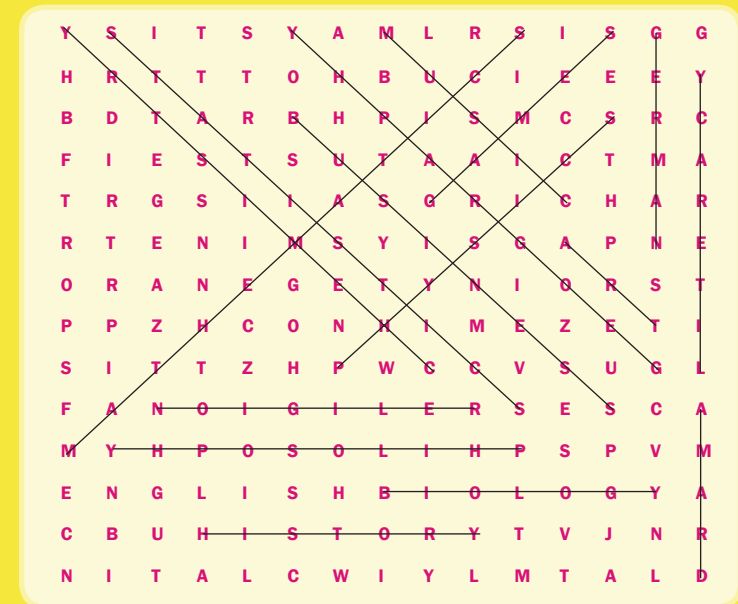


- | | | |
|-----------|-------------|------------|
| ART | GAMES | MUSIC |
| BIOLOGY | GEOGRAPHY | PHILOSOPHY |
| BUSINESS | GERMAN | PHYSICS |
| CHEMISTRY | HISTORY | RELIGION |
| DESIGN | ICT | SPANISH |
| DRAMA | LATIN | SPORT |
| ENGLISH | LITERACY | STATISTICS |
| FRENCH | MATHEMATICS | |

Answers

- 24 words in **BRIGHT** - BRIT GIRT GRIT THIR TRIG
BRIGHT BIGHT BIRTH BIG BIT GHI GIB GIT HIT
GIRTH GRITH RIGHT BRIG RIB RIG BI HI IT TI

2.



Useful Websites

- | | |
|--|---|
| www.nagcbrtain.org.uk | Lots of advice, guidance and support |
| www.nrich.maths.org | Lots of maths problems and challenges |
| www.ygt.dcsf.gov.uk | Main web portal for the government's gifted and talented programme in schools |

Dear Parents,

On the 9th May your child's school is taking part in our 'It's Alright to be Bright' Gifted and Talented awareness day. We are asking all children to dress up in bright clothes for a £1 donation to NAGC - the only national charity which supports bright children and their families.

We want all children to realise being bright is alright and everyone should feel good about their abilities and talents!

If your child wants to be involved, then dig out those bright colours and wear them to school on Friday 9th May - and hopefully the whole school will be alive with colour and fun- including the teachers!!

Many thanks for supporting NAGC, if you would like to know more then please visit our website www.nagcbritain.org.uk or email amazingchildren@nagcbritain.org.uk

Zana Bayley,

NAGC Children's Activities Coordinator



Supporting all our brightest children and their families

Registered Charity 313182



£1

Dear School,

Thank you for taking part in the **National Gifted Awareness Day** on the 9th May. We really appreciate your support. Your fundraising will help us to further our work with bright children, their families and schools.

Please fill in the payment slip below to include with your donation and send a cheque for the total made payable to 'NAGC'. Our postal address is:

NAGC
Freepost ANG7581
Milton Keynes
MK3 6BR

If you have any queries then please call our Head Office 0845 450 0295 or email amazingchildren@nagcbritain.org.uk.

If you have any amusing stories or photographs from your It's Alright To Be Bright Day and would be happy for us to use them in our future mailings, then please send them in with

your donation or by email. We would love to hear from you!

You may choose to send NAGC all the monies contributed during your It's Alright To Be Bright Day, or you may decide to keep 50% to help fund your own gifted and talented initiatives. Alternatively you may decide to send a voluntary donation from your school funds to help support our vital work. It's up to you!

Please send this slip into NAGC with your cheque. We like to keep a record of donations and if you would be happy to have your details retained for future mailings then please circle YES / NO.

Thank you once again for your support and we hope you enjoyed your **Bright Day!**

Name of School

Address

Contact Name

Contact Telephone and/or E-mail

Amount Raised

Move to the **front**

with our **professional development opportunities**
designed for **teachers**, for a **bright future**

Update your knowledge and skills with one of the top national providers:
Postgraduate Certificate in Advanced Educational Practice:
Gifted and Talented Education

For further information on this and other Professional Development opportunities
contact: **+44 (0) 1865 488577** or email **cpdadmin@brookes.ac.uk**

